


You are now the proud owner of a SEIKO Analogue Quartz Watch Cal. 8V36. For best results, please read the instructions in this booklet carefully before using your SEIKO Analogue Quartz Watch. Please keep this manual handy for ready reference.

Usted es ahora un honrado poseedor del reloj SEIKO analógico de cuarzo Cal. 8V36. Para obtener de él los mejores resultados, lea las instrucciones del presente folleto con cuidado antes del uso de su reloj SEIKO analógico de cuarzo. Guarde este manual para fácil referencia.

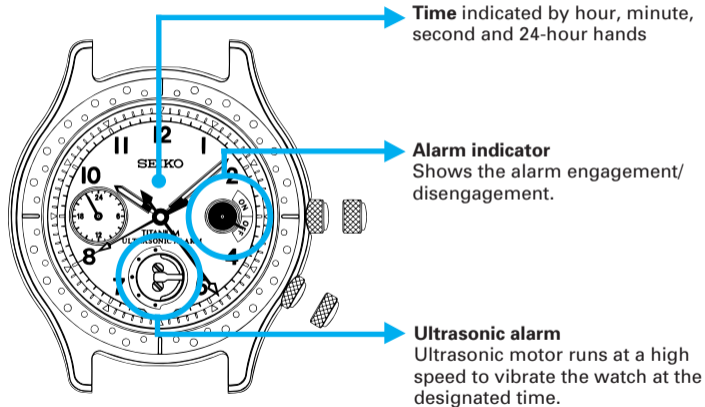


CONTENTS

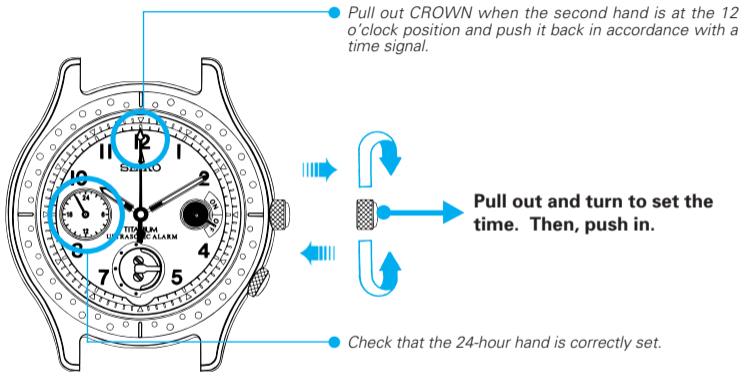
	Page
TIME SETTING	4
ULTRASONIC ALARM	5
NOTES ON ULTRASONIC ALARM	7
BATTERY LIFE INDICATOR	7
BATTERY CHANGE	7
SPECIFICATIONS	9

☆ *For the care of your watch, see "TO PRESERVE THE QUALITY OF YOUR WATCH" in the attached Warranty Booklet.*

SEIKO CAL. 8V36



TIME SETTING



When setting the minute hand, first advance it 4 to 5 minutes ahead of the desired time and then turn it back to the exact minute.

ULTRASONIC ALARM



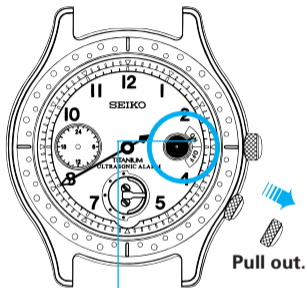
Turn to set the alarm hand to the desired alarm time.

Then pull out.

To set the alarm time more precisely, turn the alarm hand counterclockwise.

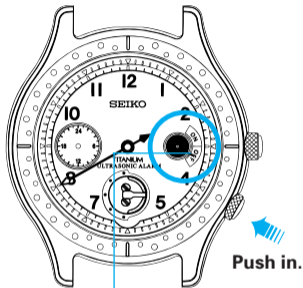
To set the alarm time less than 2 hours ahead of the current time, first advance the alarm hand more than 2 hours ahead of the current time and then turn it back to the exact alarm time.

● To engage the alarm



● *Indicating the alarm is engaged.*

● To disengage the alarm



● *Indicating the alarm is disengaged.*

At the designated time, the watch vibrates for 20 seconds.

NOTES ON ULTRASONIC ALARM

- The alarm can be set on a 12-hour basis.
- When using the ultrasonic alarm, make sure that the watch bracelet fits snugly on your wrist so that the vibration of the watch can be perceived clearly.
- Please note that, while you are engaged in an active sport or work requiring arm movement, the vibration of the watch may not be perceived clearly.
- The alarm time scale may be graduated differently depending on the model. When reading the current time, take care not to mistake the alarm time scale for the current time scale.

BATTERY LIFE INDICATOR

When the battery nears its end, the second hand moves at two-second intervals instead of normal one-second intervals to indicate that the battery needs to be replaced with a new one.

BATTERY CHANGE

2
Years

The miniature battery which powers your watch should last approximately **2 years**. However, because the battery is inserted at the factory to check the function and performance of the watch, its actual life once in your possession may be less than the specified period. When the battery expires, be sure to replace it as soon as possible to prevent any malfunction. For battery replacement, we recommend that you contact an AUTHORIZED SEIKO DEALER and request **SEIKO SR43W** battery.

** The battery life may be less than 2 years if the ultrasonic alarm is used more than 10 seconds a day.*

** When the battery nears its end, the ultrasonic motor runs slowly. In that case, replace the battery with a new one. (The time accuracy is not affected)*

**WARNING**

- Do not remove the battery from the watch.
- If it is necessary to take out the battery, keep it out of the reach of children. If a child swallows it, consult a doctor immediately.

**CAUTION**

- Never short-circuit, heat or otherwise tamper with the battery, and never expose it to fire. The battery may burst, become very hot or catch fire.
- The battery is not rechargeable. Never attempt to recharge it, as this may cause battery leakage or damage to the battery.

SPECIFICATIONS

1	Frequency of crystal oscillator	32,768 Hz (Hz = Hertz ... Cycles per second)
2	Loss/gain (Monthly rate)	Less than 15 seconds at normal temperature range (5° C ~ 35° C) (41° F ~ 95° F)
	Accuracy of the alarm	±5 minutes
3	Operational temperature range	-10° C ~ +60° C (14° F ~ 140° F)
4	Duration of watch vibration	20 seconds for each time
5	Display system	
	Time	24-hour, hour, minute and second hands
	Ultrasonic alarm	Designated alarm time and indication of alarm engagement/disengagement
6	Driving system	
	For the watch	Step motor, 1 piece
	For the ultrasonic alarm	Ultrasonic motor, 1 piece
7	Battery	Miniature silver oxide battery SR43W, 1 piece
8	Battery life	Approx. 2 years
9	IC (Integrated Circuit)	C-MOS-IC, 2 pieces

* The specifications are subject to change without prior notice for product improvement.