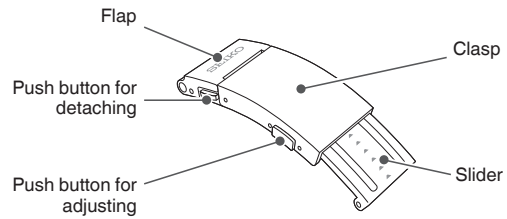


## How to Use the Diver Adjuster

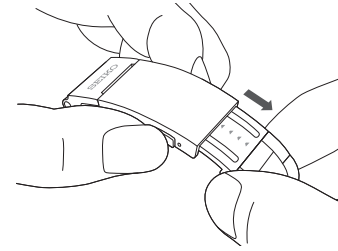
If your watch's metallic band has the Diver Adjuster function, the length of the band can be easily adjusted.

It is very useful when you wear the watch over a wet suit or winter clothing.

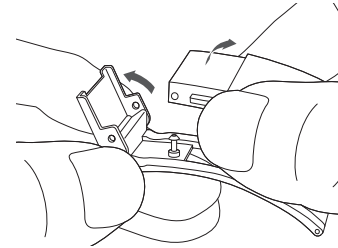


**1** Hold the band and pull the band at 12 o'clock while pressing the push button for adjusting.

- The slider can be pulled out approximately 15mm. Do not pull it out more than this limit.



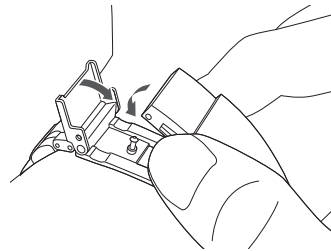
**2** Lift up the flap, and while pressing the push button for attaching and detaching, lift up the clasp to release the buckle, and place the watch on your wrist.



EN 1

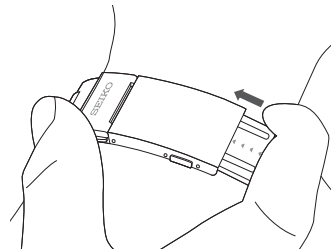
EN 2

**3** Close the clasp (3-1) first and then, the flap (3-2).



**4** Hold both sides of the band to slowly adjust the length of the slider until it fits snugly around your wrist.

- Adjustment is possible without pressing the push button for adjusting.
- Procedures 1 and 4 can be performed while wearing the watch on the wrist.



EN 3